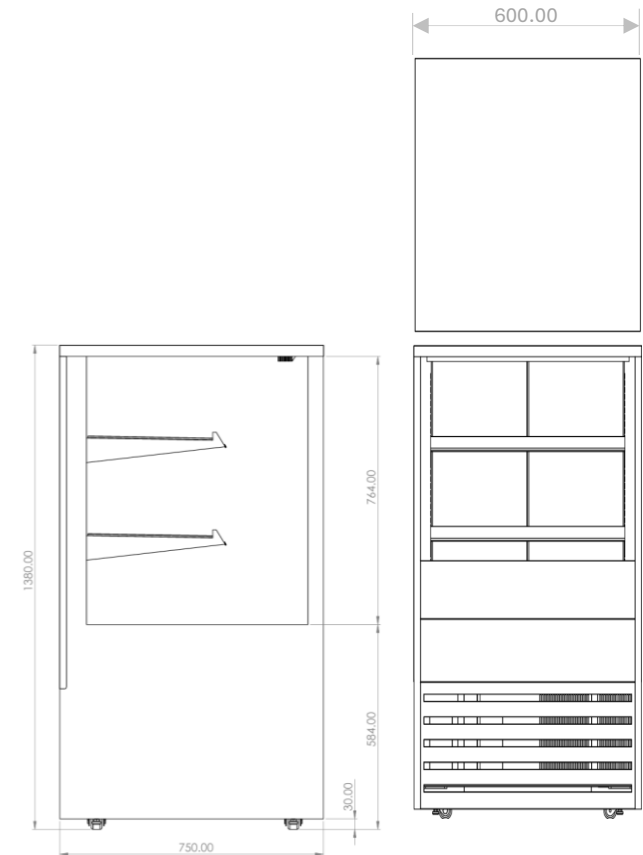




PRODUCT FEATURES

- Open front
- Stainless steel hinged rear doors
- Deck forced refrigeration
- Double glazed glass ends
- Two adjustable shelves – flat or angled
- Ticket strips on shelves and base
- Under shelf and canopy LED lights
- Integral condenser
- Pull down night blind
- Perspex riser



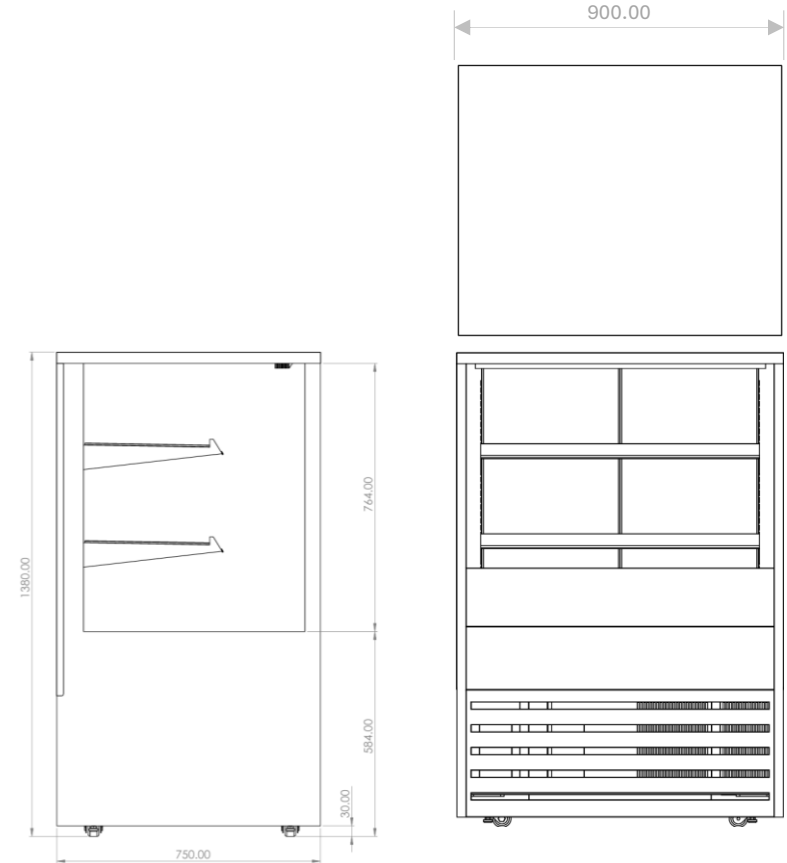
CABINET DIMENSIONS AND SPECIFICATIONS

MODEL	CABINET				SHELVING	OPERATING TEMP	SHELF	BASE TRAY	TOTAL FOOD	DISPLAY	FREQUENCY	REFRIGERANT	POWER		CONNECTION POWER CORD 2200MM		VOLTAGE	PACKED FOR SHIPPING			
	LENGTH (MM)	DEPTH (MM)	HEIGHT (MM)	WEIGHT (KG)									KW 230V	AMP	NZ/AUS 10 AMP	UK 13 AMP		V	LENGTH (MM)	DEPTH (MM)	HEIGHT (MM)
BTGOR6	600	750	1380	175	2 + BASE	3-5	490 X 440	545 X 515	55	0.60	50/60	R290	1.10	6	3 PIN PLUG	3 PIN PLUG	220-240	700	830	1550	180



PRODUCT FEATURES

- Open front
- Stainless steel hinged rear doors
- Deck forced refrigeration
- Double glazed glass ends
- Two adjustable shelves – flat or angled
- Ticket strips on shelves and base
- Under shelf and canopy LED lights
- Integral condenser
- Pull down night blind
- Perspex riser



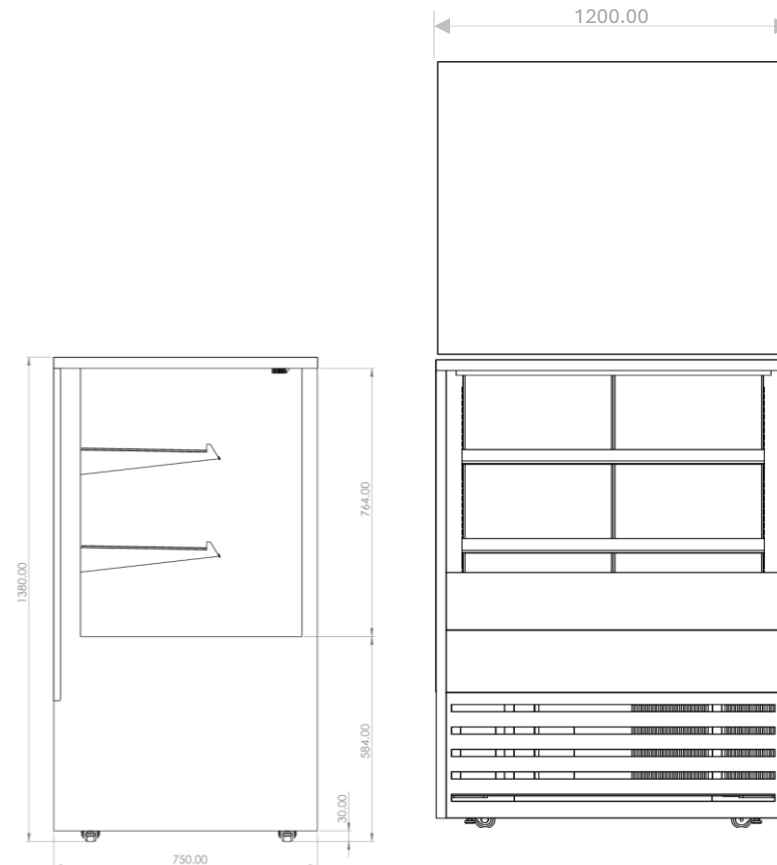
CABINET DIMENSIONS AND SPECIFICATIONS

MODEL	CABINET			SHELVING	OPERATING TEMP	SHELF	BASE TRAY	TOTAL FOOD	DISPLAY	FREQUENCY	REFRIGERANT	POWER		CONNECTION POWER CORD 2200MM		VOLTAGE	PACKED FOR SHIPPING				
	LENGTH (MM)	DEPTH (MM)	HEIGHT (MM)									WEIGHT KG	DEG C	W X D	W X D		100MM UNITS	M ²	Hz	KW 230V	AMP
BTGOR9	900	750	1380	224	2 + BASE	3-5	790 X 440	845 X 515	114	0.96	50/60	R290	1.10	6	3 PIN PLUG	3 PIN PLUG	220-240	1000	830	1550	235



PRODUCT FEATURES

- Open front
- Stainless steel hinged rear doors
- Deck forced refrigeration
- Double glazed glass ends
- Two adjustable shelves – flat or angled
- Ticket strips on shelves and base
- Under shelf and canopy LED lights
- Integral condenser
- Pull down night blind
- Perspex riser



CABINET DIMENSIONS AND SPECIFICATIONS

MODEL	CABINET			SHELVING	OPERATING TEMP	SHELF	BASE TRAY	TOTAL FOOD	DISPLAY	FREQUENCY	REFRIGERANT	POWER		CONNECTION POWER CORD 2200MM		VOLTAGE	PACKED FOR SHIPPING			
	LENGTH (MM)	DEPTH (MM)	HEIGHT (MM)	WEIGHT KG		W X D	W X D	100MM UNITS	M ²	Hz		KW 230V	AMP	NZ/AUS 10 AMP	UK 13 AMP	V	LENGTH (MM)	DEPTH (MM)	HEIGHT (MM)	WEIGHT KG
BTGOR12	1200	750	1380	273	2 + BASE	1085 X 440	1145 X 515	123	1.31	50/60	R290	1.39	7.6	3 PIN PLUG	3 PIN PLUG	220-240	1300	830	1550	279