

STGRF6-SD



STGRF6



PRODUCT FEATURES

- Heated double glazed glass top, sides and front
- Heated rear sub frame
- Argon filled rear doors
- Hinged rear door
- Solid front or sliding front doors
- Deck forced refrigeration
- Two adjustable shelves - flat or angled
- Ticket strips on shelves and base

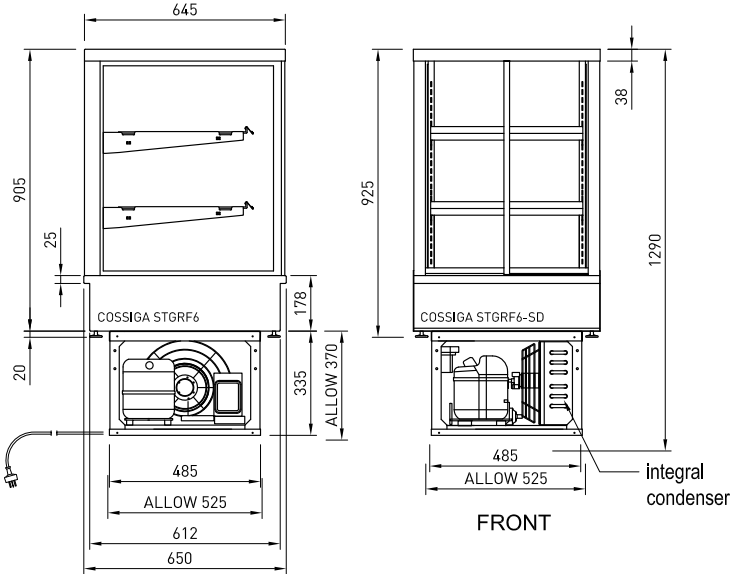
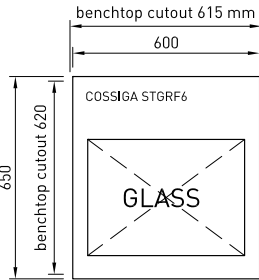
Maximum shelf load weight 15kg spread evenly

3M1

TEMPERATURE CLASS -1°C to +5°C

CC3

CLIMATE CLASS 3 25°C ambient and 60%RH



CABINET DIMENSIONS & SPECIFICATIONS

Prior to installation see, installation guidelines, ventilation requirements and drainage options documents

MODEL	CABINET			SHELVING	SHELVING	OPERATING TEMP	SHELF	BASE TRAY	TOTAL FOOD	DISPLAY M ²	INTERNAL VOLUME M ³	FREQUENCY	REFRIGERANT	POWER		CONNECTION ELECTRICAL POWER CORD 2200MM		VOLTAGE	PACKED FOR SHIPPING			
	LENGTH [MM]	DEPTH [MM]	HEIGHT [MM]	WEIGHT KG		DEG C	W X D	W X D	100MM UNITS					KW 230V	AMP	NZ/AUS 10 AMP	UK 13 AMP		LENGTH [MM]	DEPTH [MM]	HEIGHT [MM]	WEIGHT
STGRF6 STGRF6-SD	600	650	925	143	2 + BASE	3-5	490 X 445	540 x 415	86	0.61	0.29	50 Hz	R290	1.01	4.3	3 PIN PLUG	3 PIN PLUG	220-240V	700	730	1450	150

STGRF9

TOWER COUNTER SERIES CHILLED

COSSIGA

STGRF9-SD



STGRF9



PRODUCT FEATURES

- Heated double glazed glass top, sides and front
- Heated rear sub frame
- Argon filled rear doors
- Sliding rear doors
- Solid front or sliding front doors
- Deck forced refrigeration
- Two adjustable shelves - flat or angled
- Ticket strips on shelves and base

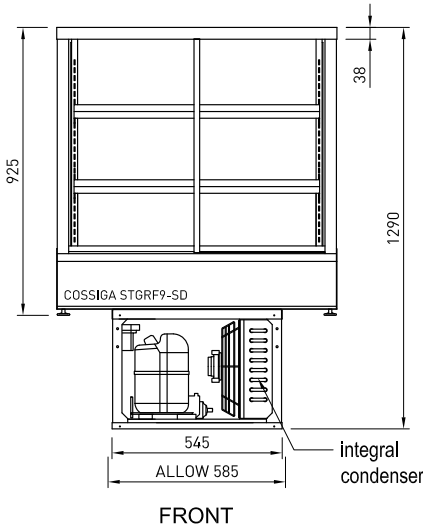
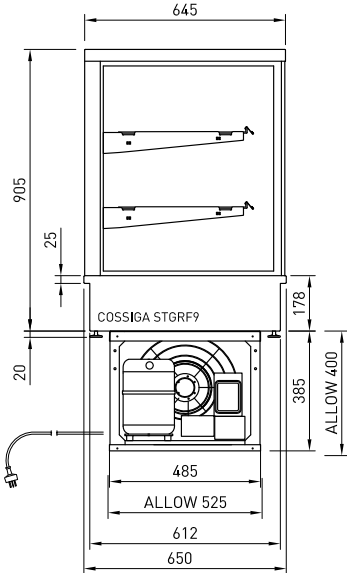
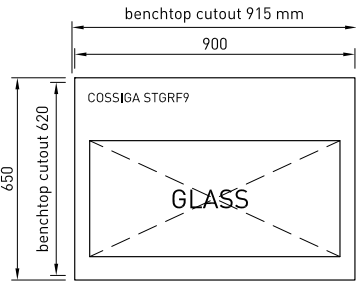
Maximum shelf load weight 15kg spread evenly

3M1

TEMPERATURE CLASS -1°C to +5°C

CC3

CLIMATE CLASS 3 25°C ambient and 60%RH



CABINET DIMENSIONS & SPECIFICATIONS

Prior to installation see, installation guidelines, ventilation requirements and drainage options documents

MODEL	CABINET			SHELVING	SHELVING	OPERATING TEMP	SHELF	BASE TRAY	TOTAL FOOD	DISPLAY M ²	INTERNAL VOLUME M ³	FREQUENCY	REFRIGERANT	POWER		CONNECTION ELECTRICAL POWER CORD 2200MM		VOLTAGE	PACKED FOR SHIPPING			
	LENGTH [MM]	DEPTH [MM]	HEIGHT [MM]	WEIGHT KG		DEG C	W X D	W X D	100MM UNITS					KW 230V	AMP	NZ/AUS 10 AMP	UK 13 AMP		LENGTH [MM]	DEPTH [MM]	HEIGHT [MM]	WEIGHT
STGRF9 STGRF9-SD	900	650	925	178	2 + BASE	3-5	790 X 445	840 x 415	136	0.96	0.45	50 Hz	R290	1.06	4.6	3 PIN PLUG	3 PIN PLUG	220-240V	1000	730	1450	185

STGRF12 TOWER COUNTER SERIES CHILLED

COSSIGA

STGRF12-SD



PRODUCT FEATURES

- Heated double glazed glass top, sides and front
- Heated rear sub frame
- Argon filled rear doors
- Sliding rear doors
- Solid front or sliding front doors
- Deck forced refrigeration
- Two adjustable shelves - flat or angled
- Ticket strips on shelves and base

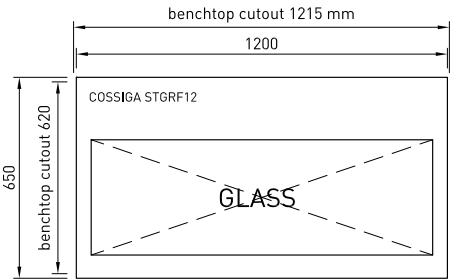
Maximum shelf load weight 15kg spread evenly

3M1

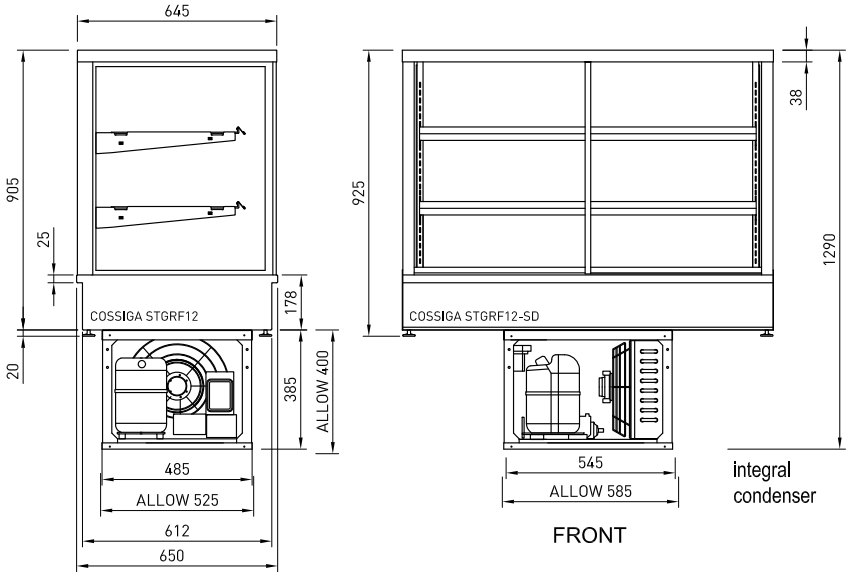
TEMPERATURE CLASS -1°C to +5°C

CC3

CLIMATE CLASS 3 25°C ambient and 60%RH



STGRF12



CABINET DIMENSIONS & SPECIFICATIONS

Prior to installation see, installation guidelines, ventilation requirements and drainage options documents

MODEL	CABINET			SHELVING	SHELVING	OPERATING TEMP	SHELF	BASE TRAY	TOTAL FOOD	DISPLAY M ²	INTERNAL VOLUME M ³	FREQUENCY	REFRIGERANT	POWER		CONNECTION ELECTRICAL POWER CORD 2200MM		VOLTAGE	PACKED FOR SHIPPING			
	LENGTH [MM]	DEPTH [MM]	HEIGHT [MM]											KW 230V	AMP	NZ/AUS 10 AMP	UK 13 AMP		LENGTH [MM]	DEPTH [MM]	HEIGHT [MM]	WEIGHT
STGRF12 STGRF12-SD	1200	650	925	212	2 + BASE	3-5	1090 X 445	1140 x 415	175	1.32	0.60	50 Hz	R290	1.15	5.0	3 PIN PLUG	3 PIN PLUG	220-240V	1300	730	1450	219

STGRF15

TOWER COUNTER SERIES CHILLED

COSSIGA

STGRF15-SD

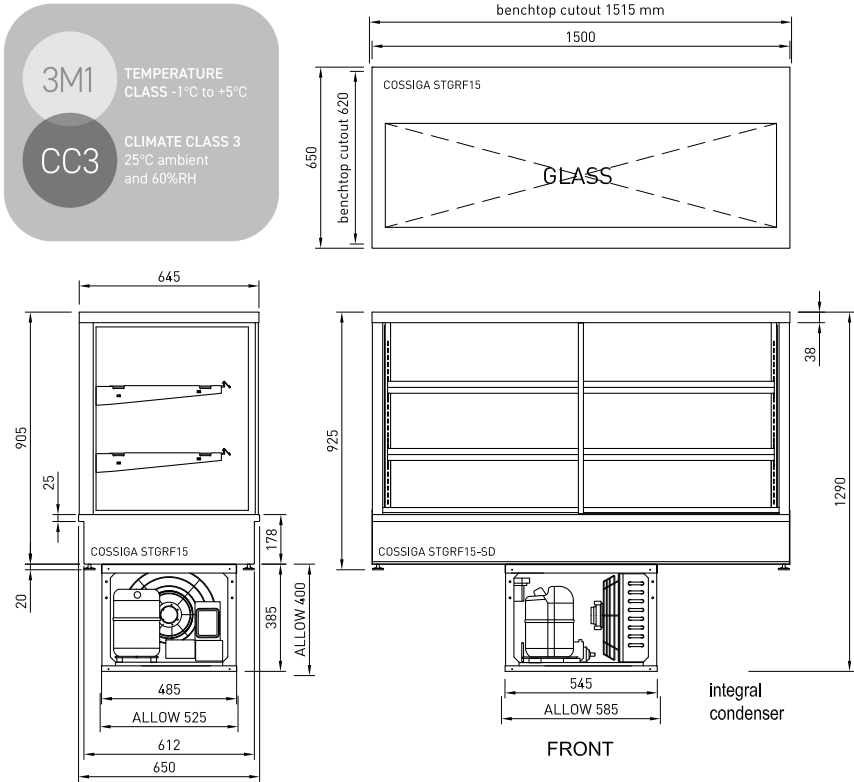


PRODUCT FEATURES

- Heated double glazed glass top, sides and front
- Heated rear sub frame
- Argon filled rear doors
- Sliding rear doors
- Solid front or sliding front doors
- Deck forced refrigeration
- Two adjustable shelves - flat or angled
- Ticket strips on shelves and base

Maximum shelf load weight 15kg spread evenly

STGRF15



CABINET DIMENSIONS & SPECIFICATIONS

Prior to installation see, installation guidelines, ventilation requirements and drainage options documents

MODEL	CABINET			SHELVING	SHELVING WEIGHT KG	OPERATING TEMP	SHELF	BASE TRAY	TOTAL FOOD	DISPLAY M ²	INTERNAL VOLUME M ³	FREQUENCY	REFRIGERANT	POWER		CONNECTION ELECTRICAL POWER CORD 2200MM		VOLTAGE	PACKED FOR SHIPPING			
	LENGTH [MM]	DEPTH [MM]	HEIGHT [MM]	WEIGHT KG		DEG C	W X D	W X D	100MM UNITS					KW 230V	AMP	NZ/AUS 10 AMP	UK 13 AMP		LENGTH [MM]	DEPTH [MM]	HEIGHT [MM]	WEIGHT
STGRF15 STGRF15-SD	1500	650	925	243	2 + BASE	3-5	1390 X 445	1440 x 415	285	1.67	0.75	50 Hz	R290	1.24	5.4	3 PIN PLUG	3 PIN PLUG	220- 240V	1600	730	1450	300